

AUDITOR'S REPORT ON FINANCIAL STATEMENTS OF ROEVER ENGINEERING COLLEGE

We have audited the attached Balance Sheet of ROEVER ENGINEERING COLLEGE as at 31st March 2022, the Income and Expenditure account and the Receipts and Payment statement for the year ending 31st March 2022. These financial statements are the responsibility of the Management. Our responsibility is to express as opinion on these financial statements based on our audit.

We conducted our audit in accordance with the auditing standards generally accepted in India. These standards require that we plan and perform the audit to obtain reasonable assurance about whether the financial statements are free of material misstatement. An audit includes examining on a test basis, evidence supporting the amounts and disclosures in the financial statements. An audit also includes assessing the accounting principles used and significant estimates made by the management, as well as evaluating the overall financial statement presentation. We believe that our audit provides a reasonable basis for our opinion.

We have obtained all the information and explanations, which to the best of our knowledge and belief were necessary for the purpose of our audit.

In our opinion proper books of accounts as required by law have been kept by the management so far as it appears from our examination of those books.


The Balance Sheet, the Income and Expenditure account and the Receipts and payment statement dealt with by this report are in agreement with the books of accounts.

In our opinion and to the best of our information and according to the explanations given to us, we are of the opinion that the attached financial statements give a true and fair view in conformity with the accounting principles generally accepted in India:

- i. In the case of the balance sheet the state of affairs of the ROEVER ENGINEERING COLLEGE as at 31st March 2022.
- ii. In case of the Income and Expenditure account, of the surplus for the year ending 31st March 2022.
- iii. In case of the Receipts and payment Statement, of the cash flows for the year ended on 31st March 2022.

Place: Perambalur
Date: 25-09-2022
UDIN: 22210502AUWDVB1721

For Raghavendra & Vinod
Chartered Accountants



(Y.C. Raghavendra Kumar)

Partner

M.No.210502

Firm Regn. 009507S




**ROEVER ENGINEERING COLLEGE
ELAMBALUR, PERAMBALUR**

BALANCE SHEET AS ON 31-MAR-2022

PARTICULARS	SCHEDULE	31-Mar-22		31-Mar-21	
			Amount (Rs.)		Amount (Rs.)
A. SOURCE OF FUNDS					
General Reserve	1		22,49,54,416.50		21,56,20,325.29
Laboratory Fund					
CURRENT LIABILITIES					
Sundry Creditors	2		- 9,10,065.50		- 14,06,671.50
Payable Account	3		58,88,790.00		41,14,932.00
			22,99,33,141.00		21,83,28,585.79
B. APPLICATION OF FUNDS					
FIXED ASSETS	4				
Gross Block		7,79,32,847.95		6,79,75,798.86	
Less: Depreciation		6,09,84,531.00	1,69,48,316.95	5,83,08,492.00	96,67,306.86
CURRENT ASSETS					
Investments	5		15,00,000.00		15,00,000.00
Loans & Advances	6		6,93,291.00		4,94,821.00
Bank Accounts	7		- 40,04,160.99		- 36,06,736.99
Cash in Hand	8		69.98		34,650.98
Other Current Assets	9		3,68,32,447.53		1,69,27,776.07
Inter Institution	10		17,79,63,176.53		19,33,10,767.87
			22,99,33,141.00		21,83,28,585.79

As per our report of even date
For Raghavendra and Vinod
Chartered Accountants



(Y.C. Raghavendra Kumar)

Partner

M.No.210502


Place: Perambalur

Date:25/09/2022

UDIN:22210502AUWDVB1721



For Roever Engineering College



(K. Varadharaajen)

Chairman

**ROEVER ENGINEERING COLLEGE
ELAMBALUR, PERAMBALUR**

INCOME AND EXPENDITURE ACCOUNT FOR THE YEAR ENDING 31.03.2022

PARTICULARS	31-Mar-22	31-Mar-21
	Amount (Rs.)	Amount (Rs.)
INCOME		
Fees Income	4,92,76,610.00	5,92,83,673.00
Bank Interest	19,358.00	27,713.00
Interest On Fixed Deposits	1,76,335.00	84,910.00
TOTAL	4,94,72,303.00	5,93,96,296.00
EXPENDITURE		
Salary & Wages	2,59,38,180.00	1,29,88,885.00
Staff Welfare And Hospitality	38,490.00	36,991.00
Bank Charges	8,473.79	13,680.92
Book & Uniform Expenses	1,19,625.00	10,185.00
Examination Expenses	31,19,343.00	39,90,101.00
Function,Sports & Other Events	6,56,576.00	36,406.00
Lab Consumptions	36,208.00	-
Special Coaching & Others	-	-
Course, Affiliation & University Fee	36,99,890.00	3,55,630.00
Inspection Expenses	-	-
Printing & Stationery	2,09,278.00	78,380.00
Postage,Telephone & Internet	4,64,870.00	6,21,930.00
Newspaper & Periodicals	2,64,854.00	1,91,123.00
Advertisement	1,42,491.00	48,981.00
Fee, Taxes & Insurance	900.00	900.00
Power & Fuel Expenses	6,77,686.00	7,18,512.00
Repairs & Maintenance	13,22,611.00	32,33,414.00
Financial Support to Teachers	2,93,560.00	85,042.00
Sundry Expenses	4,12,058.00	4,73,753.28
Travelling Expenses	57,079.00	56,708.00
Depreciation	26,76,039.00	15,15,885.00
TOTAL	4,01,38,211.79	2,44,56,507.20
Excess of Income over Expenditure	93,34,091.21	3,49,39,788.80

As per our report of even date
For Raghavendra and Vinod
Chartered Accountants

(Y.C.Raghavendra Kumar)
Partner
M.No.210502
Place: Perambalur
Date:25/09/2022
UDIN:22210502AUWDVB1721



For Roever Engineering College

(K.Varadharaajen)
Chairman

ROEVER ENGINEERING COLLEGE

Schedule: 4 Fixed Assets

Description	Rate of Depreciation	GROSS BLOCK				DEPRECIATION				NET BLOCK	
		As at 01.04.2021	Additions during the year	Deletions	As at 31.03.2022	As at 01.04.2021	For the Year	Deletions	Upto 31.03.2022	As at 31.03.2022	As at 31.03.2021
		Rs.	Rs.	Rs.	Rs.	Rs.	Rs.	Rs.	Rs.	Rs.	Rs.
FURNITURE & FITTINGS	10%	1,00,84,793	-	-	1,00,84,792.78	64,16,240	3,66,855	-	67,83,095	33,01,698	36,68,553
PLANT & MACHINERY	15%	46,65,123	2,34,318	-	48,99,441.33	33,66,239	2,17,393	-	35,83,632	13,15,809	12,98,884
COMPUTER EQUIPMENTS	40%	2,99,49,591	7,622	-	2,99,57,213.16	2,98,73,065	33,659	-	2,99,06,724	50,489	76,526
LABORTARY EQUIPMENTS	15%	1,78,40,712	95,16,107	-	2,73,56,818.66	1,32,68,023	19,58,269	-	1,52,26,292	1,21,30,527	45,72,689
LIBRARY BOOKS	40%	54,35,580	1,99,002	-	56,34,582.02	53,84,926	99,863	-	54,84,789	1,49,794	50,654
Total		6,79,75,799	99,57,049	-	7,79,32,847.95	5,83,08,492	26,76,039	-	6,09,84,531	1,69,48,317	96,67,307
Previous Year		6,78,88,814	86,985	-	6,79,75,798.86	5,67,92,607	15,15,885	-	5,83,08,492	96,67,307	1,10,96,207

For Roever Engineering College



(K.Varadharaajen)

Chairman