

AUDITOR'S REPORT ON FINANCIAL STATEMENTS OF
ROEVER ENGINEERING COLLEGE

We have audited the attached Balance Sheet of ROEVER ENGINEERING COLLEGE as at 31st March 2021, the Income and Expenditure account and the Receipts and Payment statement for the year ending 31st March 2021. These financial statements are the responsibility of the Management. Our responsibility is to express as opinion on these financial statements based on our audit.

We conducted our audit in accordance with the auditing standards generally accepted in India. These standards require that we plan and perform the audit to obtain reasonable assurance about whether the financial statements are free of material misstatement. An audit includes examining on a test basis, evidence supporting the amounts and disclosures in the financial statements. An audit also includes assessing the accounting principles used and significant estimates made by the management, as well as evaluating the overall financial statement presentation. We believe that our audit provides a reasonable basis for our opinion.

We have obtained all the information and explanations, which to the best of our knowledge and belief were necessary for the purpose of our audit.

In our opinion proper books of accounts as required by law have been kept by the management so far as it appears from our examination of those books.

The Balance Sheet, the Income and Expenditure account and the Receipts and payment statement dealt with by this report are in agreement with the books of accounts.

In our opinion and to the best of our information and according to the explanations given to us, we are of the opinion that the attached financial statements give a true and fair view in conformity with the accounting principles generally accepted in India:

- i. In the case of the balance sheet the state of affairs of the ROEVER ENGINEERING COLLEGE as at 31st March 2021.
- ii. In case of the Income and Expenditure account, of the surplus for the year ending 31st March 2021.
- iii. In case of the Receipts and payment Statement, of the cash flows for the year ended on 31st March 2021.

Place: Perambalur
Date: 17-Dec-2021
UDIN:22210502ACEOUP5879

For Raghavendra & Vinod
Chartered Accountants


(Y.C. Raghavendra Kumar)
Partner
M.No.210502
Firm Regn. 009507S




NOAC

**ROEVER ENGINEERING COLLEGE
ELAMBALUR, PERAMBALUR**

INCOME AND EXPENDITURE ACCOUNT FOR THE YEAR ENDING 31.03.2021

PARTICULARS	31-Mar-21	31-Mar-20
	Amount (Rs.)	Amount (Rs.)
INCOME		
Fees Income	5,92,83,673.00	6,40,49,898.00
Bank Interest	27,713.00	9,944.00
Interest On Fixed Deposits	84,910.00	1,57,957.00
TOTAL	5,93,96,296.00	6,42,17,799.00
EXPENDITURE		
Salary & Wages	1,29,88,885.00	2,42,45,822.00
Staff Welfare And Hospitality	36,991.00	39,698.00
Bank Charges	13,680.92	25,612.88
Book & Uniform Expenses	10,185.00	26,529.00
Examination Expenses	39,90,101.00	34,60,967.00
Function,Sports & Other Events	36,406.00	1,66,310.00
Lab Consumptions	-	13,223.00
Special Coaching & Others	-	-
Course, Affiliation & University Fee	3,55,630.00	11,20,186.00
Inspection Expenses	-	6,600.00
Printing & Stationery	78,380.00	2,51,777.00
Postage,Telephone & Internet	6,21,930.00	7,47,658.00
Newspaper & Periodicals	1,91,123.00	2,81,131.00
Advertisement	48,981.00	2,52,418.00
Fee, Taxes & Insurance	900.00	1,40,536.00
Power & Fuel Expenses	7,18,512.00	7,56,798.00
Repairs & Maintenance	32,33,414.00	26,41,383.00
Financial Support to Teachers	85,042.00	2,98,210.00
Sundry Expenses	4,73,753.28	3,95,061.00
Travelling Expenses	56,708.00	1,90,426.00
Depreciation	15,15,885.00	17,51,888.00
TOTAL	2,44,56,507.20	3,68,12,233.88
Excess of Income over Expenditure	3,49,39,788.80	2,74,05,565.12

As per our report of even date
For Raghavendra and Vinod
Chartered Accountants



(Y.C.Raghavendra Kumar)
Partner


M.No.210502

Place: Perambalur

Date: 17-12-2021

UDIN:22210502ACE0UP5879

For Roever Engineering Colleg



(K.Varadharaajen)
Chairman




**ROEVER ENGINEERING COLLEGE
ELAMBALUR, PERAMBALUR**

BALANCE SHEET AS ON 31-MAR-2021

PARTICULARS	SCHEDULE	31-Mar-21		31-Mar-20	
			Amount (Rs.)		Amount (Rs.)
A. SOURCE OF FUNDS					
General Reserve	1		21,56,20,325.29		18,06,80,536.49
Laboratory Fund					
CURRENT LIABILITIES					
Sundry Creditors	2		- 14,06,671.50		- 10,65,353.50
Payable Account	3		41,14,932.00		1,12,46,968.00
			21,83,28,585.79		19,08,62,150.99
B. APPLICATION OF FUNDS					
FIXED ASSETS	4				
Gross Block		6,79,75,798.86		6,78,88,813.86	
Less: Depreciation		5,83,08,492.00	96,67,306.86	5,67,92,607.00	1,10,96,206.86
CURRENT ASSETS					
Investments	5		15,00,000.00		15,00,000.00
Loans & Advances	6		4,94,821.00		5,31,028.00
Bank Accounts	7		- 36,06,736.99		- 42,06,081.92
Cash in Hand	8		34,650.98		3,354.98
Other Current Assets	9		1,69,27,776.07		3,89,35,650.07
Inter Institution	10		19,33,10,767.87		14,30,01,993.00
			21,83,28,585.79		19,08,62,150.99

As per our report of even date
For Raghavendra and Vinod
Chartered Accountants



(Y.C. Raghavendra Kumar)

Partner

M.No.210502


Place: Perambalur

Date: 17-12-2021

UDIN:22210502ACEOUP5879



For Roever Engineering College



(K. Varadharaajen)


Chairman

ROEVER ENGINEERING COLLEGE

Schedule: 4 Fixed Assets

Description	Rate of Depreciation	GROSS BLOCK				DEPRECIATION				NET BLOCK	
		As at 01.04.2020	Additions during the year	Deletions	As at 31.03.2021	As at 01.04.2020	For the Year	Deletions	Upto 31.03.2021	As at 31.03.2021	As at 31.03.2020
		Rs.	Rs.	Rs.	Rs.	Rs.	Rs.	Rs.	Rs.	Rs.	Rs.
FURNITURE & FITTINGS	10%	1,00,84,793	-	-	1,00,84,792.78	60,08,623	4,07,617	-	64,16,240	36,68,553	40,76,170
PLANT & MACHINERY	15%	46,65,123	-	-	46,65,123.33	31,37,024	2,29,215	-	33,66,239	12,98,884	15,28,099
COMPUTER EQUIPMENTS	40%	2,99,07,741	41,850	-	2,99,49,591.16	2,98,30,747	42,318	-	2,98,73,065	76,526	76,994
LABORTARY EQUIPMENTS	15%	1,77,95,577	45,135	-	1,78,40,711.77	1,24,65,058	8,02,965	-	1,32,68,023	45,72,689	53,30,519
LIBRARY BOOKS	40%	54,35,580	-	-	54,35,579.82	53,51,156	33,770	-	53,84,926	50,654	84,424
Total		6,78,88,814	86,985	-	6,79,75,798.86	5,67,92,607	15,15,885	-	5,83,08,492	96,67,307	1,10,96,207
Previous Year		6,72,96,103	5,92,711	-	6,78,88,813.86	5,50,40,719	17,51,888	-	5,67,92,607	1,10,96,207	1,22,55,384

For Roever Engineering College



(K.Varadharaajen)

Chairman